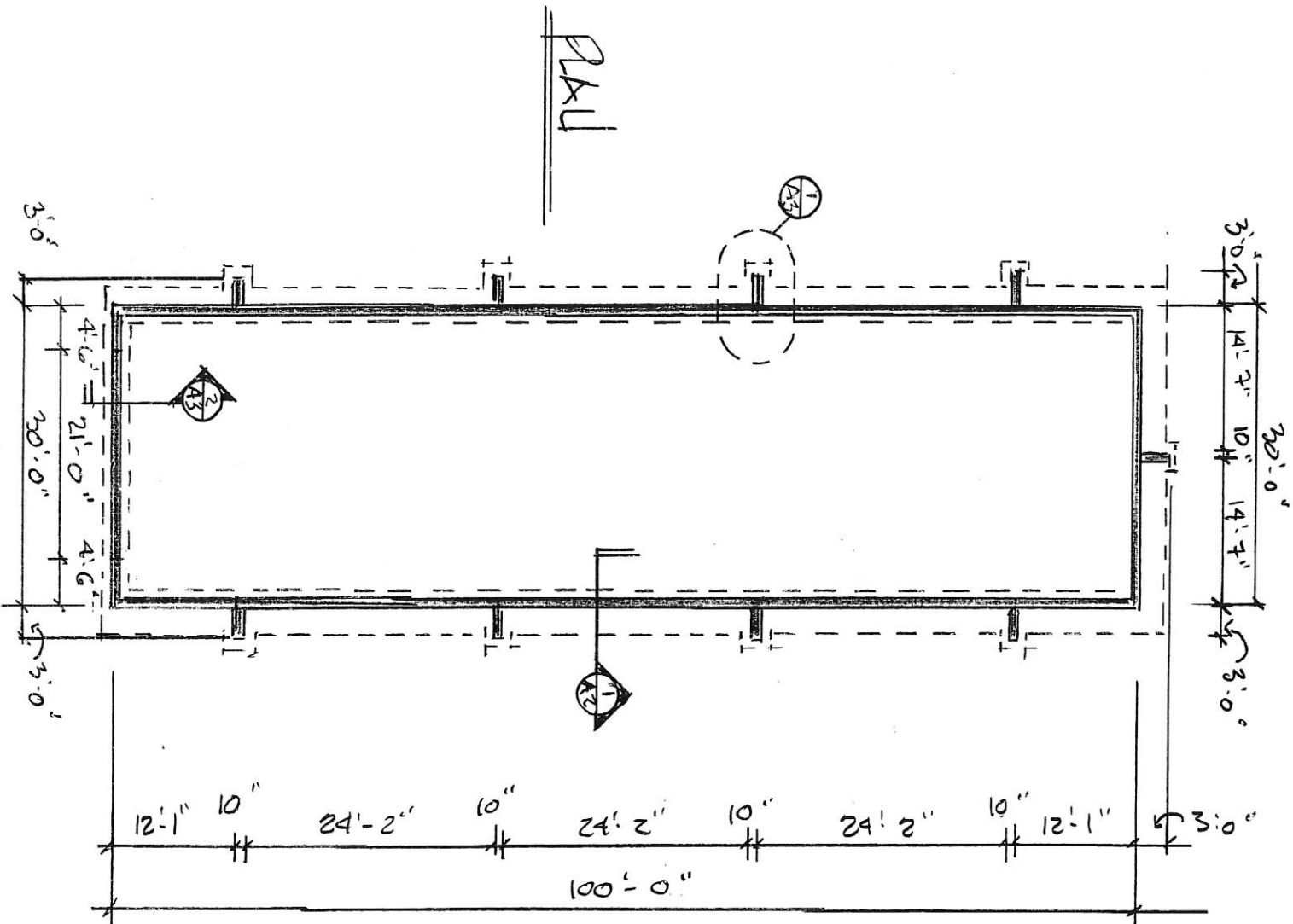


Kuendig Bull Sand Shed Design Pittsfield, VT



Kuendig Design

EXISTING ROOF TO BE RE-USED

SHOULD TO BE RE-USED w/ 10# BULK STEEL GAW. WALLS 6" O.C. every STUD

WALL SECTION

1/2" S ALUMINUM CLIP ALL GUTTERS ANDS

5/8" 11-11 STUDS w/ 4" O.C. GUTTERS PAINTED ALL SIDES

ALUMINUM PAINT

2"x6" 16" O.C. (UNDER GUTTER FUSSES)

2-2"x6" PT. SILL

6 ROWS OF 2#5 BARS 24" O.C.

#5 BARS (HORIZONTAL) 18" O.C.

1/2" ϕ GALV. RIGID BOLTS 54" O.C. ALL CORNERS CLEAR ROOF ANDERS

10" 3500# CONC. WALL

6" FIBERGLASS SHEATH 3500# CONC. SLAB

#5 BAR 18" O.C.


#5 BARS TYPICAL 11" 20"

PORTION OF FOOTING ON UNDISTURBED SOIL

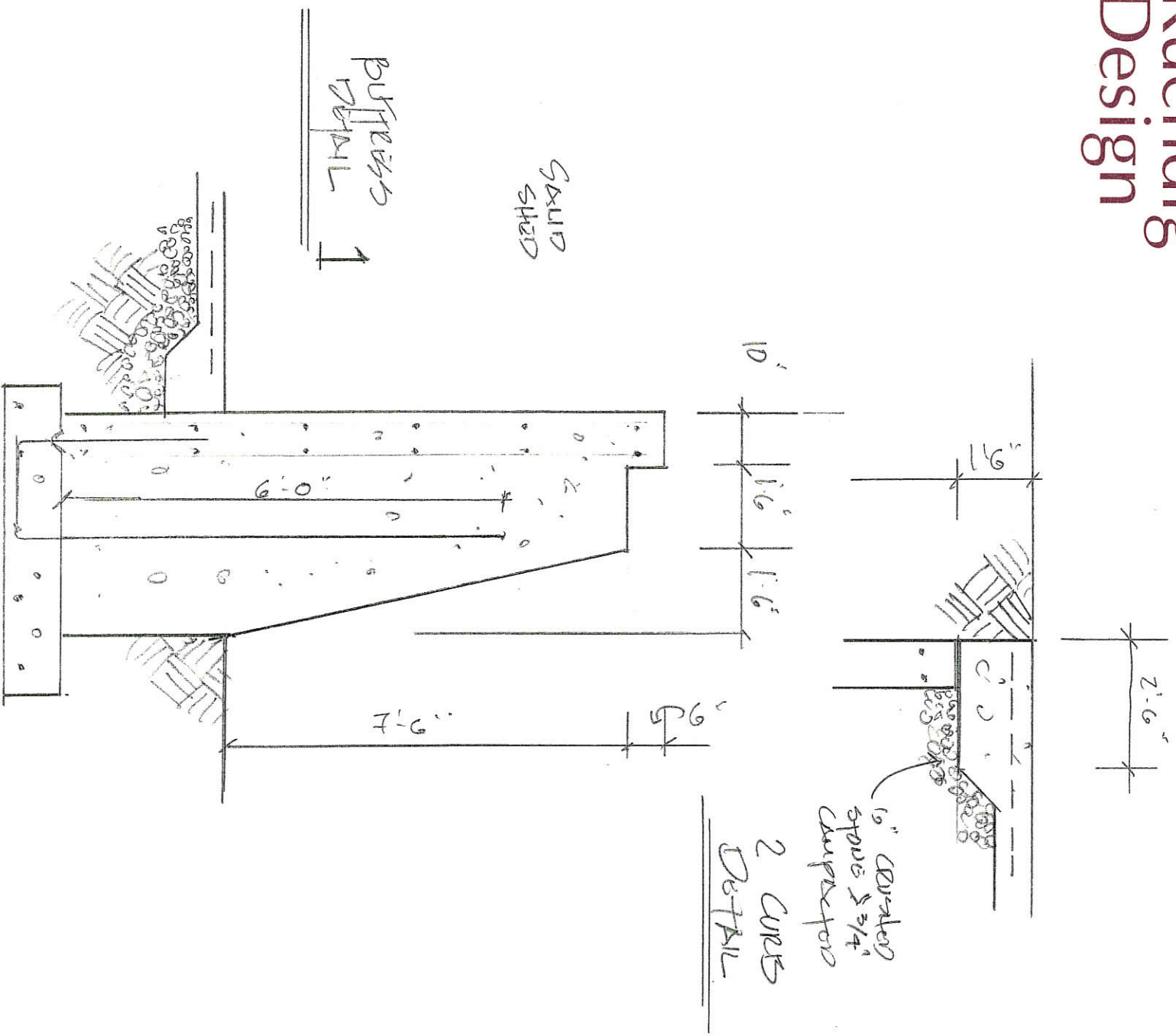
1.5" 4" 2.7" 4.0"

4-ROWS #5 BAR

3'-0" MINIMUM



Kuendig Design



10'